


EVERY
CHILD IS A
different KIND OF *flower,*
AND ALL TOGETHER,
MAKE THIS WORLD
A *Beautiful*
GARDEN.



Popcorn is prepared
in the same pot,
in the same heat,
and in the same oil,
yet the kernels do not
pop at the same time.

Don't compare your child
to other children,
their turn to pop up is coming.

Welcome...



BEHIND EVERY
YOUNG CHILD
WHO BELIEVES
IN HIMSELF IS
A PARENT WHO
BELIEVED FIRST.

Mathew L. Jacobson



Every **CHILD** in
😊 your class 😊
is someone's
whole **WORLD**.

Unique Teaching Resources



P1/2 Curriculum

Areas of the Curriculum

Numeracy

Literacy

ICT

The World Around Us

The Arts

RE

PDMU

Link to Topic

September - Settling In

October - November

Autumn/Light and Dark

December - Christmas

January - March - Spring/Growing

March-April -Easter

May-June - We're going on Safari



P1/2 Curriculum

- <https://www.carrps.com>
- Key information
- Curriculum
- P1/2
- This will let you know what is being covered each term
- As often as possible I will seesaw you to let you know the phonics and number we have been working on. I will send you videos if applicable. This will help you to help your child. Talk to your child about what they have been learning and go back on these messages/videos regularly to revise over these with your child.

Expectations

Good behaviour at all times



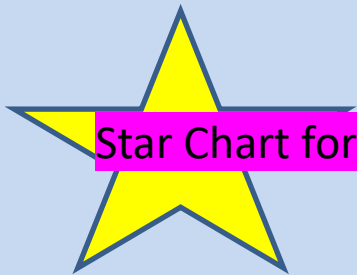

-Kind Hands

-Kind Feet

-Kind Words




Star Chart for Positive Behaviour



Good manners/polite


Concentration



Following instructions


Good listening

Helping to tidy up after play



Tidy tables





Being a good friend



Taking part and answering in class

Completing work

Doing your best



Lines of Communication...

School → Home

- Notes in the Homework Folder
- Text Messages → SeeSaw App
- Newsletter and Parent Calendar
- Facebook and Website

Home → School

- Note in homework folder/school bag(remind child to give it to adult on school)
- Phonecall before 12pm - message will be taken and passed on
- Seesaw - cannot guarantee the time this will be checked
- Email (easiest way is to contact Mrs Bryans)
- We will aim to respond within 2 days

Teacher → Principal → Board of Governors

THE DOG ATE MY HOMEWORK

All homework given out on Monday

Please return completed either on Friday or keep it over the weekend to work on and return it on Monday.

Please ensure you return the reading books no later than Monday as we will need them for other children.

P1

Phonics Homework: new letter each week

Numeracy Homework

Phonics Game

Reading - Usually 2 books per week

(please read these books more than once)

Tick and Flick Book

(please look at this more than once in the week)

P2

Written Numeracy and Literacy Homework
Reading Activity

Reading- Usually 2 books per week

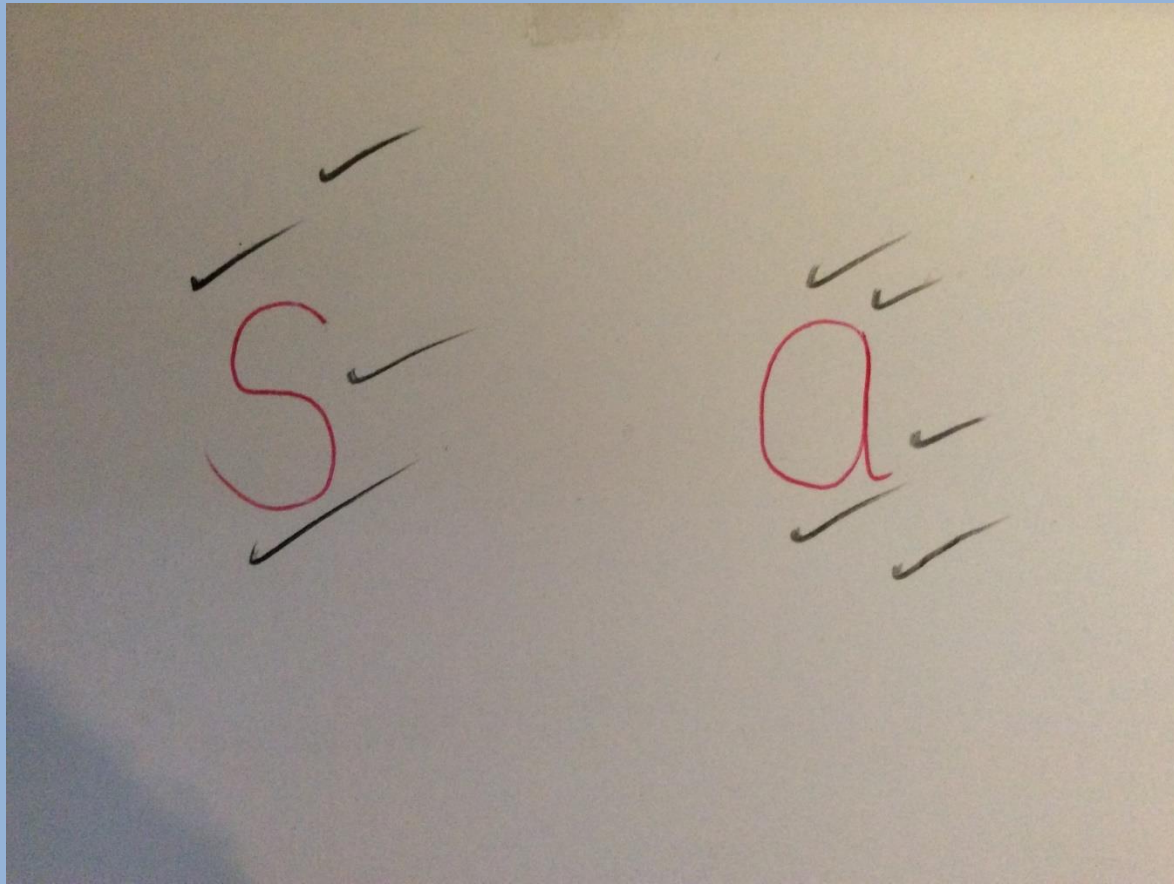
(please read these more than once)

Tick and Flick Book

(please look at this more than once in the week)

Daily Spellings
(after Christmas)

Tick and Flick




Please check front and back of
the book

P1 Phonics Homework

S (Tune: *The Farmer in the Dell* Track 1)

The snake is in the grass.
The snake is in the grass.
/sss/! /sss/!
The snake is in the grass.

 **Action:** Weave your hand in an 's' shape, like a snake, and say ssssss.

Handwritten 's' characters in various colors (green, red, blue).

Handwritten 's' characters in various colors (red, blue, yellow).

Handwritten 's' characters in various colors (blue, yellow, green).
Super writing.

220



1 So Slime DIY Slime Station £19.99

2 Ryan's World My First Tri Scooter £15.99

Slime


Star

Sun

Scooter

a (Tune: *Skip to My Lou* Track 2)

/a/-/a/! Ants on my arm.
/a/-/a/! Ants on my arm.
/a/-/a/! Ants on my arm.
They're causing me alarm.

 **Action:** Wiggle your fingers above the elbow, as if ants are crawling on you, and say a, a, a, a!

Handwritten 'a' characters in various colors (yellow, red, green, blue, orange).

✓ lovely letter formation



fireman



10 Alex

apples

anteater



alligator

Great pictures Noah









Good 2 Homework

Counting on

Name _____



 **Spots on the Dog** 

Directions: Count the spots on the first dog and write the number in the box below it. Repeat with the second dog. Then add the numbers and write the answer in the circle at the end of the equation.







	+		=	<input type="text"/>
	+		=	<input type="text"/>
	+		=	<input type="text"/>
	+		=	<input type="text"/>

My Study Buddy

Name _____

 **Count On - Space** 

Directions: Say the number. Then count the objects on to solve the problem. Write the answer in the circle.

3 +		=	<input type="text"/>
2 +		=	<input type="text"/>
5 +		=	<input type="text"/>
6 +		=	<input type="text"/>
4 +		=	<input type="text"/>
9 +		=	<input type="text"/>

My Study Buddy

Exercises

To improve posture and strength in
shoulders, arms and hands

Hook each matching finger and pull




Palms together, elbows up and
push



Arms out straight (like a scarecrow).
Make small circles without bending
arms. Make circles bigger. Change
from forwards to backwards.



Superman pose. Lie on tummy. Lift arms and legs but keep them straight, do not bend when lifting.



Lie on back. Hug knees, lift head to touch knees with nose.
Hold tight, do not roll to the side.



Check Dough Discos on Youtube

What are the benefits of Dough Disco?

Children and adults need to have strong muscles in their hands to enable them to write effectively. This is exercise for the fingers to improve fine motor control and gross motor skills. Doing these simple, fun exercises will help your child prepare for writing.


























Pencil grasp

Then **flip** it for
good position.



P1 Phonics


























My Phase 2 Sound Mat

s 	a 	t 	p 	i 	n 	m 	d 
g 	o 	c 	k 	ck 	e 	u 	r 
h 	b 	f 	ff 	l 	ll 	ss 	

Where they see 2 letters that make the same sound beside each other, they only say the sound once

P2 Phonics

My Phase 3 Sound Mat

j 	v 	w 	x 	y 	z 	zz 	qu 
ch 	sh 	th 	ng 	ai 	ee 	igh 	oa 
oo 	oo 	ar 	or 	ur 	ow 	oi 	ear 
air 	ure  Pure	er 	 visit twinkl.com				

Digraphs: 2 letters make 1 sound

Trigraphs: 3 letters make 1 sound

Phonics



Numeracy

P1

Work on
numbers 1-10



P2

Work on
numbers to 20



PTA



WE NEED YOU!



Any Questions...



An apple for the teacher
is really nothing new,
except when you remember
parents are teachers too!



I look forward to working
with you and your child
this school year!